



**CIRCULATE TO:**

- |                 |                                     |              |                                     |
|-----------------|-------------------------------------|--------------|-------------------------------------|
| Parts Manager   | <input checked="" type="checkbox"/> | Branches     | <input checked="" type="checkbox"/> |
| Sales Manager   | <input type="checkbox"/>            | Service Reps | <input checked="" type="checkbox"/> |
| Service Manager | <input checked="" type="checkbox"/> | Sales Reps   | <input checked="" type="checkbox"/> |
| Maintenance Mgr | <input type="checkbox"/>            | Dealers      | <input checked="" type="checkbox"/> |

**PRODUCT SUPPORT BULLETIN No.0199**

**PRODUCT:** TC-90 and TC-150 Compactors

September 24, 1997

**SUBJECT:** Lattice Mounting Changes

**EQUIPMENT AFFECTED:**

- CLASSIFICATION:**
- Mandatory Safety
  - Mandatory Repair
  - Optional Repair
  - Fix-as-fail
  - Information

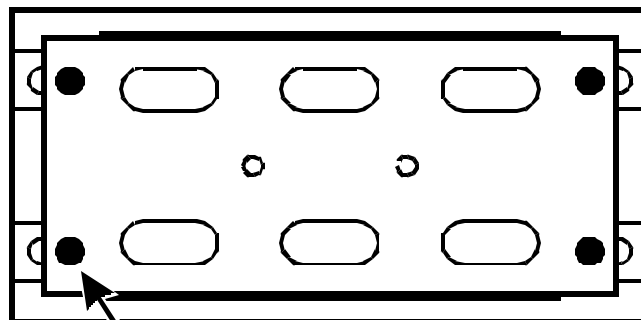
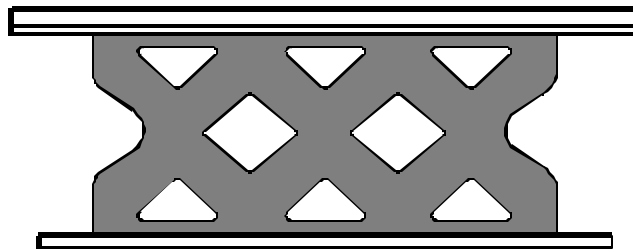
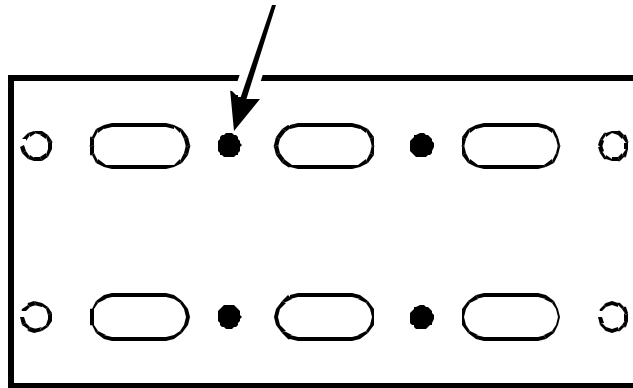
As a design improvement to the lattice mounting for the TC-90 and TC-150 the mounting holes have been increased to use a 3/4" bolt for better securing of the smaller plate.

This means the new lattice will not mount directly to the previous compactors (up to and including serial number 3833), unless they use thick washers with the existing 1/2" bolt. This prevents the washers deforming and the bolts loosening.

Teledyne recommends modifying the base plate to facilitate the larger bolt.

NOTE: The top plate of the lattice mount now has eight holes instead of four. This has no effect on previous installations.

These four holes do not exist  
on previous Lattice Mount designs  
(no effect on previous installations)



3/4" Bolts  
(previously 1/2" Bolts)